

Ninja BB Installation Instructions



IMPORTANT NOTICE:

- Do not alter this product in any way as it can cause unseen damage. Any modifications to this product will void the warranty.
- TOKEN suggests taking your bottom bracket to your local authorized TOKEN dealer for installation, service and adjustments.
- Read the user's guide before installation and use. Follow all instructions carefully. If you have any questions, don't ride the bike. Take it to your local TOKEN dealer for assistance.

BEFORE RIDING:

- Check that there is no side-to-side movement in the bottom bracket. Also check that the cranks spin smoothly. If there is movement or the bottom bracket is not smooth, take the bicycle to your local TOKEN dealer for service or replacement.
- Ensure that the cranks are firmly attached to the bottom bracket. Improperly attached cranks can become detached from the bicycle and serious injury can result. Never ride a bicycle with improperly attached cranks.

AFTER RIDING:

- When cleaning the bottom bracket, only use mild soap and water. Never spray the bottom bracket with high-pressure water. Water can enter the bottom bracket and cause it to wear prematurely.

WARRANTY:

All TOKEN products are guaranteed against defects in materials or workmanship for two (2) years from the original date of purchase. This warranty applies to the original owner only and is not transferable. The warranty is considered void if resold. The warranty does not cover normal wear and tear or damage from abuse. Please see our website or contact your local dealer or distributor for more details.

www.tokenproducts.com

		SRAM DUB MTB/ROAD CRANKSET																		
PF30 FRAME	<p>MODEL: BB4629-TBT BB4629</p> <table border="1" style="width: 100%; border-collapse: collapse;"> <thead> <tr> <th>No.</th> <th>Description</th> <th>Q'ty</th> </tr> </thead> <tbody> <tr> <td>1</td> <td>Right Cup</td> <td>1</td> </tr> <tr> <td>2</td> <td>Left Cup</td> <td>1</td> </tr> <tr> <td>3</td> <td>46mm Adaptor</td> <td>2</td> </tr> <tr> <td>4</td> <td>2.5mm Spacer</td> <td>2</td> </tr> <tr> <td>5</td> <td>2mm Spacer</td> <td>2</td> </tr> </tbody> </table>	No.	Description	Q'ty	1	Right Cup	1	2	Left Cup	1	3	46mm Adaptor	2	4	2.5mm Spacer	2	5	2mm Spacer	2	<p>MTB-73mm: No spacer MTB-68mm: 2.5mm spacer *1 Road-68mm: No spacer</p>
	No.	Description	Q'ty																	
1	Right Cup	1																		
2	Left Cup	1																		
3	46mm Adaptor	2																		
4	2.5mm Spacer	2																		
5	2mm Spacer	2																		
<p>NOTICE Installation Tool BB29T-5 is sold separately.</p>																				
BB30 FRAME	<p>MODEL: BB4229-TBT BB4229</p> <table border="1" style="width: 100%; border-collapse: collapse;"> <thead> <tr> <th>No.</th> <th>Description</th> <th>Q'ty</th> </tr> </thead> <tbody> <tr> <td>1</td> <td>Right Cup</td> <td>1</td> </tr> <tr> <td>2</td> <td>Left Cup</td> <td>1</td> </tr> <tr> <td>3</td> <td>42mm Adaptor</td> <td>2</td> </tr> <tr> <td>4</td> <td>2.5mm Spacer</td> <td>2</td> </tr> <tr> <td>5</td> <td>2mm Spacer</td> <td>2</td> </tr> </tbody> </table>	No.	Description	Q'ty	1	Right Cup	1	2	Left Cup	1	3	42mm Adaptor	2	4	2.5mm Spacer	2	5	2mm Spacer	2	<p>MTB-73mm: No spacer MTB-68mm: 2.5mm spacer *1 Road-68mm: No spacer</p>
	No.	Description	Q'ty																	
1	Right Cup	1																		
2	Left Cup	1																		
3	42mm Adaptor	2																		
4	2.5mm Spacer	2																		
5	2mm Spacer	2																		
<p>NOTICE Installation tool BB29T-5 is sold separately.</p>																				

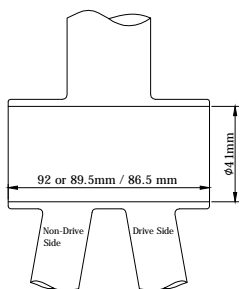
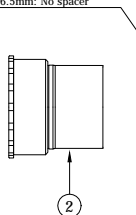
		SRAM DUB CRANKSET - ROAD ONLY																		
PF30A (Cannondale) FRAME	<p>MODEL: BB46A29-TBT BB46A29</p> <table border="1" style="width: 100%; border-collapse: collapse;"> <thead> <tr> <th>No.</th> <th>Description</th> <th>Q'ty</th> </tr> </thead> <tbody> <tr> <td>1</td> <td>Right Cup</td> <td>1</td> </tr> <tr> <td>2</td> <td>Left Cup</td> <td>1</td> </tr> <tr> <td>3</td> <td>46mm Adaptor</td> <td>1</td> </tr> <tr> <td>4</td> <td>PF30A NDS Adaptor</td> <td>1</td> </tr> <tr> <td>5</td> <td>2mm Spacer</td> <td>1</td> </tr> </tbody> </table>	No.	Description	Q'ty	1	Right Cup	1	2	Left Cup	1	3	46mm Adaptor	1	4	PF30A NDS Adaptor	1	5	2mm Spacer	1	
	No.	Description	Q'ty																	
1	Right Cup	1																		
2	Left Cup	1																		
3	46mm Adaptor	1																		
4	PF30A NDS Adaptor	1																		
5	2mm Spacer	1																		
<p>NOTICE Installation tool BB29T-5 is sold separately.</p>																				
BB30A (Cannondale) FRAME	<p>MODEL: BB42A29-TBT BB42A29</p> <table border="1" style="width: 100%; border-collapse: collapse;"> <thead> <tr> <th>No.</th> <th>Description</th> <th>Q'ty</th> </tr> </thead> <tbody> <tr> <td>1</td> <td>Right Cup</td> <td>1</td> </tr> <tr> <td>2</td> <td>Left Cup</td> <td>1</td> </tr> <tr> <td>3</td> <td>42mm Adaptor</td> <td>1</td> </tr> <tr> <td>4</td> <td>2mm Spacer</td> <td>1</td> </tr> </tbody> </table>	No.	Description	Q'ty	1	Right Cup	1	2	Left Cup	1	3	42mm Adaptor	1	4	2mm Spacer	1				
	No.	Description	Q'ty																	
1	Right Cup	1																		
2	Left Cup	1																		
3	42mm Adaptor	1																		
4	2mm Spacer	1																		
<p>NOTICE Installation tool BB29T-5 is sold separately.</p>																				

SRAM DUB MTB/ROAD CRANKSET

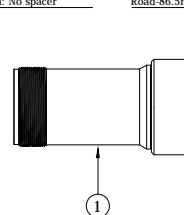
MODEL: BB4129QB

No.	Description	Q'ty
1	Right Cup	1
2	Left Cup	1
3	2.5mm Spacer	1
4	2.5mm Spacer	1
5	1mm Spacer	1

MTB-92mm: 1mm spacer *1
 MTB-89.5mm: 1mm spacer *1
 Road-86.5mm: No spacer



MTB-92mm: No spacer
 MTB-89.5mm: 2.5mm spacer *1
 Road-86.5mm: No spacer



MTB-92mm: 2.5mm spacer *1
 MTB-89.5mm: 2.5mm spacer *1
 Road-86.5mm: 2.5mm spacer *1

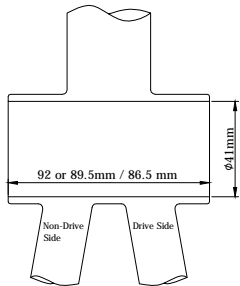
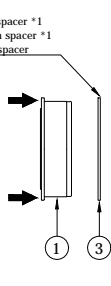
NOTICE

- Use a torque wrench with the BB installation tool to tighten to 20-25 N.m
- Installation tool BB841T-5SP is sold separately.

MODEL: BB4129

No.	Description	Q'ty
1	BB Bearing	2
2-1	2mm Spacer	1
2-2	2.5mm Spacer	2
3	1mm Spacer	1

MTB-92mm: 1mm spacer *1
 MTB-89.5mm: 1mm spacer *1
 Road-86.5mm: No spacer



MTB-92mm: 2.5mm spacer *1
 MTB-89.5mm: 2.5mm spacer *2
 Road-86.5mm: 2mm spacer *1



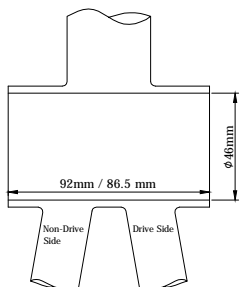
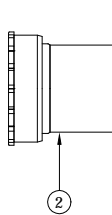
WARNING

➡ Only apply pressure to bearing outer race when installing to prevent bearing damage!

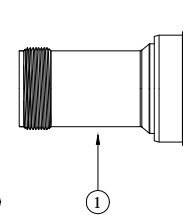
MODEL: BB38629-TBT
 BB38629

No.	Description	Q'ty
1	Right Cup	1
2	Left Cup	1
3	0.2 mm Washer	2
4	2.5 mm Spacer	1
5	1 mm Spacer	1

MTB(92mm): 1mm spacer *1
 Road(86.5mm): No spacer



MTB(92mm): 2.5mm spacer *1
 Road(86.5mm): 2.5mm spacer *1



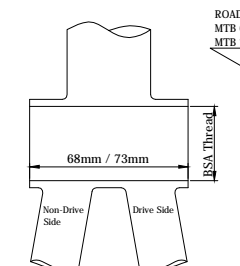
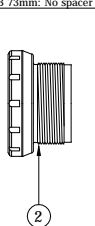
NOTICE

Installation tool TF4630-3SPA-2 is sold separately.

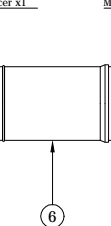
MODEL: BB29BSA-TBT
 BB29BSA

No.	Description	Q'ty
1	Right Cup	1
2	Left Cup	1
3	2.5mm Spacer	2
4	2mm Spacer	1
5	4.5mm Spacer	1
6	Sleeve	1

ROAD 68mm: No spacer
 MTB 68mm: 2.5mm spacer x1
 MTB 73mm: No spacer



ROAD 68mm: 2.5mm spacer x1
 MTB 68mm: 2.5mm spacer x1
 MTB 73mm: 2.5mm spacer x1



ROAD 68mm: No spacer
 MTB 68mm: 4.5mm spacer x1
 MTB 73mm: 2mm spacer x1

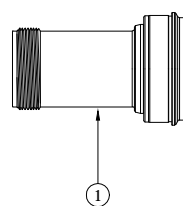
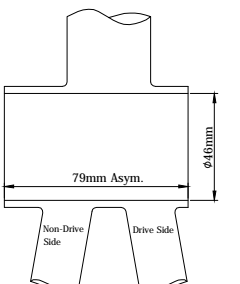
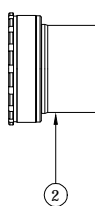
NOTICE

Installation tool BB29T-5 is sold separately.

SRAM DUB CRANKSET - ROAD ONLY

MODEL: BB46BR29-TBT
 BB46BR29

No.	Description	Q'ty
1	Right Cup	1
2	Left Cup	1
3	2mm Spacer	1
4	0.2 mm Washer	1



NOTICE

Installation tool TF4630-3SPA-2 is sold separately.